


03





RJ	4
1-1		4
1-2		4
1-3		4
1-4		5
1-5		7
1-6		7
1-7		8
	
2-1		10
2-2		10
2-3		11
1		11
2		11
3		11
4		12
5		13
6		13
7		14
8		15
9		15
2-4		16
2-5		19
2-6		20
	20
	21
	
	23

.

.

.

.

.


.

.

.

.

.

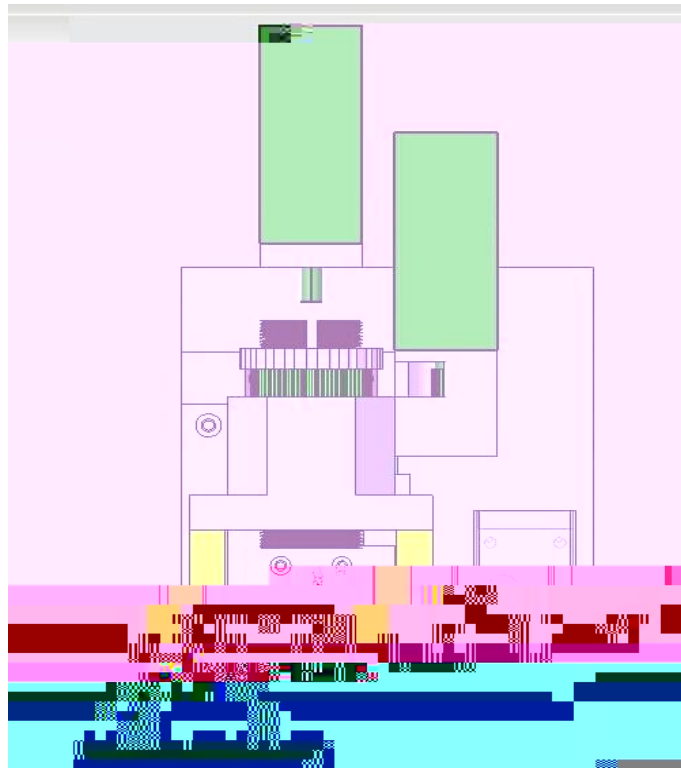


1-1


2)

1

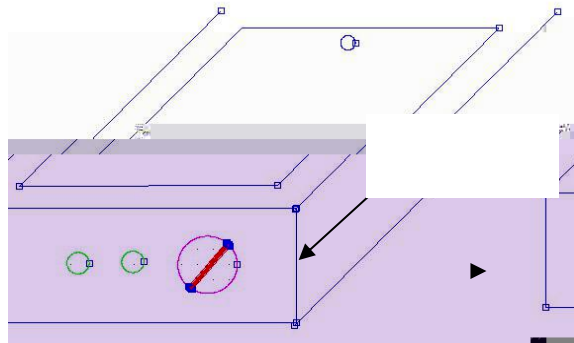
2



1-3




1-4






1-5




ENTER

2)



2-2




2- 3

1

2


3



2- 4

- | | | | |
|---|--|--|-------|
| 1 | | | X" " |
| 2 | | | X" -" |

- 3 Y" +"
- 4 Y" -"
- 5 / /
- 6 ;
- 7 ;
- 8 X Y 1/10
- 9



2- 5

- 1 " " " "
- 2
- 3 " "
- MM .
- 4
- 5

5

自动送布

自动滚动: 滚动放气: 夹皮带:

滚动吸风: 测试速度: ###

滚动速度: #### 1234 1234

滚动加速度: ####

送料偏移量: ##.#

吸风延时: ##

微调

返回



1

2


3

4

5

6

7



2-7


- 1
- 2
- 3
- 4
- 5
- 6
- 7
- 8
- 9
- 10
- 11
- 12
- 13
- 14
- 15
- 16
- 17
- 18
- 19

	X	X	
	Y	Y	
	X	X	U
	Y	Y	U
X		X	
Y		Y	

N
N
N
N

MM
MM


8



2-8

- 1
- 2
- 3
- 4
- 5
- 6
- 7
- 8

9



2-9

1
2
3
4
5
6
10

切割参数

笔速: ##### 中间深度: ###.#


笔加速: "##### 全刀深度: ###.#

刀速: +##### 半刀深度: ##.#

刀加速: #####


空速: #####





2-11

2




2-12

3 Ethernet


Ethernet

- 1 " "
- 2 " " " "
- 3 IP IP " 192.168.0.26" IP
" 192.168.0.250"
- 4 Ethernet IP m



2-13

4



2-14

" " " X / " " Y / "

2-5

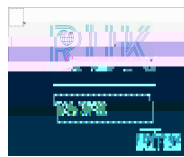


2-15

1)

"

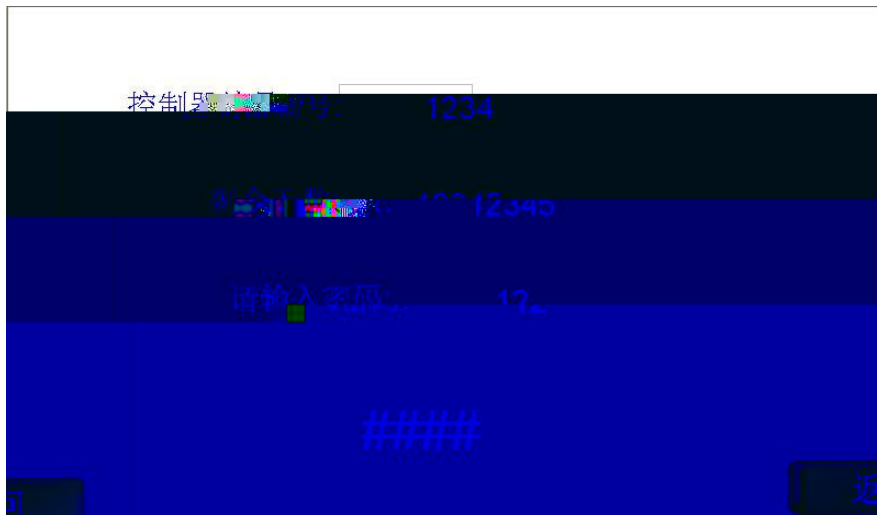
"




2

"

ENTER



2-16



220V/ 380V, 15KW



F>A 77\$' !%) %* F>A 77\$' !% , F>A 77\$' !&) %* F>A 77\$' !&) %,

* \$\$!!%\$\$\$a a #g





S

U
U1
X
Y

U
U1

U
U1

V-Cut

V-Cut

V-Cut
V-Cut

V-Cut

X
Y

U X
U Y

U1 X
U1 Y
X
Y

U

U1

